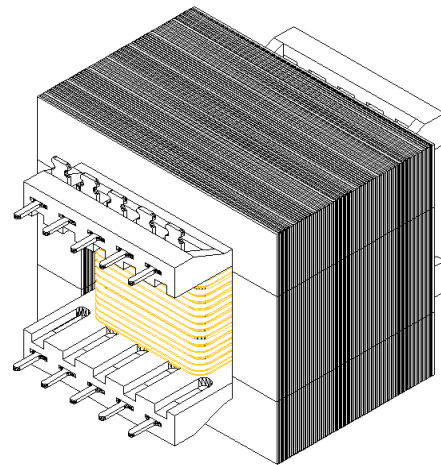
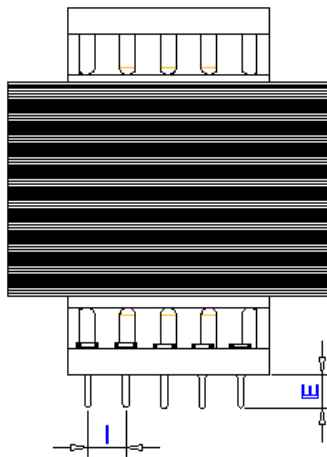
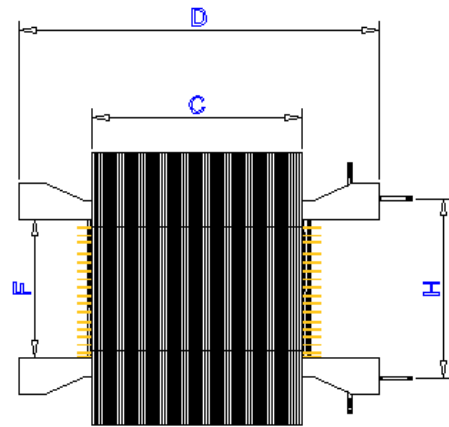
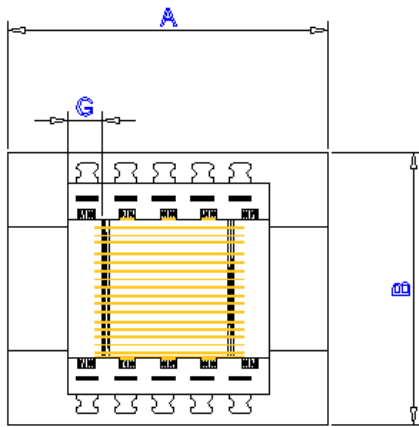


EI 57 PT PCI 1



ÁREA ÚTIL DA JANELA: 73,6 mm²

TOLERÂNCIA: +/- 1,0 mm

CARRETEL	A	B	C	D	E	F	G	H	I
20,4 x 22,0 PT	57,0	47,8	22,1	46,8	4,0	24,7	5,9	32,5	6,1

CARRETEL	A	B	C	D	E	F	G	H	I
20,0 x 30,2 PT	57,2	47,5	30,2	53,8	3,8	24,8	6,0	32,9	6,2

OBS.: CARRETEL 20,0 x 30.2 PT POSSUI 10 TERMINAIS.